

# Weekly Newsletter

## W.B. 4.5.26

This week:

Please can we ask that any reading books taken home are returned to your child's classroom book boxes after they've been used.

This week in **English** the children have continued their story writing focus. This week we have created plans to help us write our stories. We then wrote the start, build up and resolution of our stories, ensuring we include our steps for success such as story language, conjunctions, past tense and punctuation.



Sarah

Fiona



Derek



Nigel




Steve


Can your child tell you the story language they have used for the 'start' of their story?  
Can your child tell you the two characters in their story?

As part of **Maths** the children have continued their unit of multiplication and division. This week the children have continued to use arrays. Children have used the arrays to work out and solve calculations for the 2, 3, 5 and 10 times tables. They had to work carefully to draw the correct amount of dots and the correct amount of groups for example  $5 \times 2$  (5 lots of 2), meaning they had to draw 5 rows of 2 dots to represent the calculation.

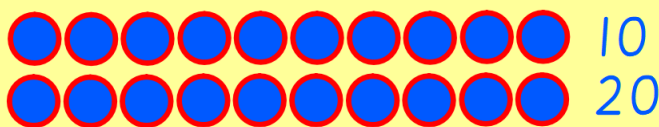
$$5 \times 2 = 10$$



$$3 \times 5 = 15$$



$$2 \times 10 = 20$$



Can your child solve the following?

$$9 \times 2 =$$

$$11 \times 3 =$$

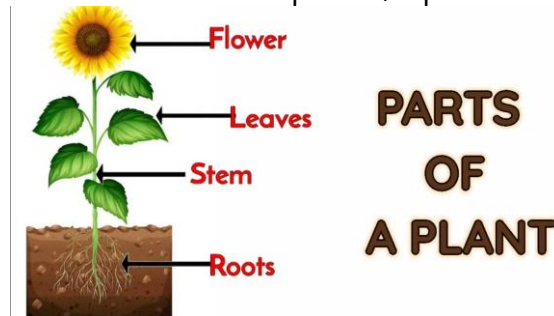
$$4 \times 5 =$$

$$2 \times 10 =$$

Our topic for this half term is 'Enchanted Woodland'. As part of topic lessons, the children have started their Science learning. We learnt about the life cycle of a plant, focusing on the parts of a plant and the effects of weather.

Can your child tell you which part of a plant blossoms in the Summer?

Our topic for this half term is 'Enchanted Woodland'. As part of topic lessons, the children have continued their science learning. We have learnt about the parts of a plant and labelled them.



Can your child name the different parts of a plant?

As part of Geography, children in Year 1 have researched about the seasons; Autumn and Winter to prepare them for writing their information text about the four seasons.

Can your child name the four seasons?



Can your child tell you how we can find out if a tree is evergreen or deciduous? (The leaves on an evergreen tree have 4 features: small, thin/pointy, strong and waxy/looks shiny)

Can your child tell you what happens to a deciduous tree in Autumn?

#### **Attendance for KS1:**

Class 7 - 98.3%

Class 8 - 97%

Class 9 - 92.9%

#### **Reminders:**

##### PE

Class 7 PE day is Thursday.

Class 8 PE day is **Thursday & Friday**.

Class 9 PE day is Thursday.

Children must have the following in their PE bag: t-shirt, shorts, tracksuit bottoms, jacket, pumps or trainers and earrings removed or taped on their PE day (this cannot be done by a member of staff).

Their kit must stay in school for the week in the event that the PE day needs to change and / or a child has an accident so that we can change them into their own clothing so that they feel comfortable.

## Homework

Homework will mainly be handed out on a Tuesday. On the odd occasion it may be on a different day due to timetable changes. Please return homework on a Monday. Handing it on a Monday gives you the opportunity before the weekend to ask the teacher any questions so that you are clear of how to support your child if unsure. There is a tray in each class where the homework needs to be returned. Please ask the teacher where this tray is if unsure.

## Spellings

Spellings are handed out in phonics lessons every Thursday and your child will be tested on these spellings the following Thursday. Children will receive a list of spellings to practise each week. In addition to the spellings, children will be tested on a sentence containing the words. However, the sentence will not be sent home. This is to see if they can apply the spelling currently within their writing. Can you get your child to practise applying the words by creating their very own sentences?

## Reading Diaries

Children in KS1 have all been provided with a Home Reading Diary. Please fill this in daily based on your child reading a couple of pages of a book or a whole book. Please return the Reading Diary to school each day and leave it in the designated classroom tray. There are books situated in the classroom for your child to take home when they have finished the book they are reading. Reading is extremely important to your child's development so we really encourage your child to read a book or pages of a book daily. If you are unsure of your child's reading book colour then please ask your teacher.

## Online Safety

### National Online Safety - iPads

National Online Safety believe in empowering parents, carers and trusted adults with the information they need to hold informed and age-appropriate conversations about online safety with their child, should they feel it is needed. This weeks focus is "iPads".

At National Online Safety, we believe in empowering parents, carers and trusted adults with the information to hold an informed conversation about online safety with their children, should they feel it is needed. This guide focuses on one of many devices which we believe trusted adults should be aware of. Please visit [www.nationalonlinesafety.com](http://www.nationalonlinesafety.com) for further guides, hints and tips for adults.

# What Parents & Carers Need to Know about iPADS

Apple debuted the first iPad in 2010, kickstarting the tablet market, and it remains the best-selling tablet to this day. Although Apple doesn't offer a child-specific version, iPads are hugely popular with youngsters due to their ease of use and endless choice of apps. There's a selection of models, with different-sized screens and distinct features – including the standard iPad; the iPad Air; the iPad Pro; and the iPad mini. Thankfully, they all offer parental controls so you can regulate how your child uses the device ... and how long they spend on it.

### WHAT ARE THE RISKS?

#### PHYSICAL DAMAGE

While some tablets (such as the Amazon Fire Kids editions) come with rugged shock-proof cases, iPads aren't built for rough and tumble. They're also more expensive than most other tablets, and any damage your child's iPad suffers could be costly to repair. Buying a child-friendly case and screen protector for the device could be a wise move, especially if it's being used by younger ones.

#### SCREEN ADDICTION

Like most digital devices, tablets have the potential to become quite addictive. You might find your child spending too long staring at their iPad, which could lead to irritability, mood swings and a loss of interest in more important tasks. If this happens, be sure to visit the built-in screen time settings and ensure you limit how long they're able to spend on the device each day.

#### INAPPROPRIATE CONTENT

18 CENSORED

Even if it would never occur to your child to go searching online for age-inappropriate sites, apps or information, there's always a possibility that something unexpected – perhaps a video that auto-plays or content incorrectly suggested by an algorithm – could appear on their tablet and upset them. You can help prevent this by adjusting the content settings (see our 'top tips' section below).

#### SIRI SUGGESTIONS

The parental controls built into iOS (the fundamental operating system of Apple devices) enable you to block access to most age-inappropriate content – but your child could potentially still bypass these restrictions (either accidentally or deliberately) by using Siri, Apple's voice-activated digital assistant. To avoid this, toggle the 'Ask Siri' functions to 'off' in the iPad's settings menu.

# Advice for Parents & Carers

## ENABLE FAMILY SHARING



Before letting little ones loose on an iPad, it's a good idea to set up Family Sharing, as this lets you utilise the parental controls to manage exactly how your child is able use the device. You can do this fairly easily by going into the iPad's settings; once there, you'll be able to add an existing Apple account (if your child already has one) or set one up from scratch.

## APPLY SOME LIMITS



The 'Downtime' function allows you to tell the iPad to lock itself at certain periods (at mealtimes or before bed, for instance), while 'App Limits' removes access to certain apps once they've been used for a specified length of time each day. The iPad can display a reminder when these limits have nearly been reached, letting your child mentally prepare for the end of their gaming or viewing time.

## STOP ACCIDENTAL SPENDING



To empower your child with an increased sense of freedom on their device (without giving yourself something else to worry about in the process) you could enable the iPad's 'Ask to Buy' feature. Whenever your child tries to download or buy an app, game or product, the iPad sends you a request to approve (or deny!) it. This option only becomes available if you've set up Family Sharing.

## SET CONTENT AND PRIVACY RESTRICTIONS

The parental controls can stop the iPad from displaying explicit or age-inappropriate content (in apps like iTunes and Safari, for instance) when your child is signed into their account. You'll also be able to restrict the capacity to download and install apps, and you can specify permissions which prevent children from changing the iPad's privacy settings once you've selected them.



## TRACK IT DOWN

Just like the iPhone, Apple's iPads have 'Find My' software to help you locate your child's iPad – or indeed, any linked Apple devices that have gone AWOL, including phones, watches and AirPods. If you enable 'Find My' in the settings menu, it will display the last known location of an iPad that's been mislaid, as well as giving you the option to lock a missing iPad that you suspect has been stolen.

## Meet Our Expert

Carly Page is an experienced technology journalist with a track record of more than 10 years in the industry. Previously the editor of tech tabloid *The Inquirer*, Carly is now a freelance technology journalist, editor and consultant.




**National  
Online  
Safety**

**#WakeUpWednesday**

 @natonlinesafety

 /NationalOnlineSafety

 @nationalonlinesafety

 @national\_online\_safety

Users of this guide do so at their own discretion. No liability is entered into. Current as of the date of release: 08.03.2023

Thank you  
Miss Aldam, Miss Howes & Miss Payne