

Weekly Newsletter

W.B. 18.5.26

This week:

This week in our **English** writing slots children have used their research to write their information text about the four seasons; Spring, Summer, Autumn and Winter. They did a brilliant job at including the steps for success such as heading, subheading and technical words to do with the subject.

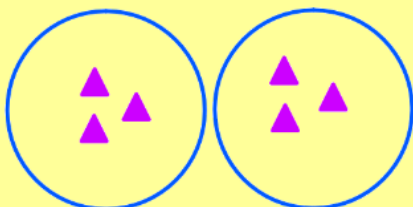
Can your child tell you a fact about each season?



As part of **Maths** the children have continued their unit of multiplication and division. Children have moved onto learning how to divide amounts. They know when we are dividing, we are equally sharing amounts into a certain number of groups. We teach this using 'sharing circles' - please see below.

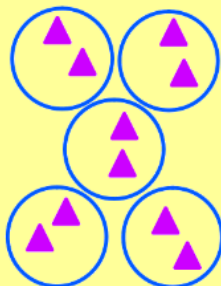
Examples:

$$6 \div 2 = \underline{3}$$




The answer is the amount of objects in EACH group.

$$10 \div 5 = \underline{2}$$



The answer is the amount of objects in EACH group.

$$20 \div 10 = \underline{2}$$



The answer is the amount of objects in EACH group.

Can your child solve the following?

22 divided by 2 =

30 divided by 5 =

40 divided by 10 =

In **topic**, the children have also completed their DT learning and used different materials to create a 3D model of the bird's eye view of our school wildlife garden.



Can your child tell you the materials and joining methods they used to create their 3D model?

Attendance for KS1:

Class 7 - 92%

Class 8 - 85.2%

Class 9 - 92.7%

Reminders:

PE

Class 7 PE day is Thursday.

Class 8 PE day is **Thursday & Friday**.

Class 9 PE day is Thursday.

Children must have the following in their PE bag: t-shirt, shorts, tracksuit bottoms, jacket, pumps or trainers and earrings removed or taped on their PE day (this cannot be done by a member of staff).

Their kit must stay in school for the week in the event that the PE day needs to change and / or a child has an accident so that we can change them into their own clothing so that they feel comfortable.

Homework

Homework will mainly be handed out on a Tuesday. On the odd occasion it may be on a different day due to timetable changes. Please return homework on a Monday. Handing it on a Monday gives you the opportunity before the weekend to ask the teacher any questions so that you are clear of how to support your child if unsure. There is a tray in each class where the homework needs to be returned. Please ask the teacher where this tray is if unsure.

Spellings

Spellings are handed out in phonics lessons every Thursday and your child will be tested on these spellings the following Thursday. Children will receive a list of spellings to practise each week. In addition to the spellings, children will be tested on a sentence containing the words. However, the sentence will not be sent home. This is to see if they can apply the spelling currently within their writing. Can you get your child to practise applying the words by creating their very own sentences?

Reading Diaries

Children in KS1 have all been provided with a Home Reading Diary. Please fill this in daily based on your child reading a couple of pages of a book or a whole book. Please return the Reading Diary to school each day and leave it in the designated classroom tray. There are books situated in the classroom for your child to take home when they have finished the book they are reading. Reading is extremely important to your child's development so we really encourage your child to read a book or pages of a book daily. If you are unsure of your child's reading book colour then please ask your teacher.

Online Safety

National Online Safety - Parental Controls for Apps (iPhone)

National Online Safety believe in empowering parents, carers and trusted adults with the information they need to hold informed and age-appropriate conversations about online safety with their child, should they feel it is needed. This weeks focus is "Parental Controls for Apps (iPhone)".

At National Online Safety, we believe in empowering parents, carers and trusted adults with the information to hold an informed conversation about online safety with their children, should they feel it is needed. This guide focuses on one issue of many which we believe trusted adults should be aware of. Please visit www.nationalonlinesafety.com for further guides, hints and tips for adults

How to Set up PARENTAL CONTROLS for APPS iPhone

Apple devices come with built-in apps already available: Mail, FaceTime and Safari, for example. However, you can choose which apps and features appear on your child's device and which ones don't. You can also manipulate the features in Game Centre to enhance your child's safety and privacy when playing games, as well as blocking iTunes or App Store purchases if you wish.

How to Restrict Built-in Apps/Features

- 1 Open Settings
- 2 Tap Screen Time
- 3 Tap Content & Privacy Restrictions
- 4 Tap Allowed Apps (you may need to toggle this to 'on' at the top)
- 5 Enable or disable the apps you wish to appear (or disappear) on your child's device

How to Restrict Game Centre

- 1 Open Settings
- 2 Tap Screen Time
- 3 Tap Content & Privacy Restrictions
- 4 Tap Content Restrictions (you may need to switch the toggle at the top to the 'on' position)
- 5 Scroll down to Game Centre
- 6 Choose between Allow, Don't Allow, or Allow with Friends Only in the settings for each feature

How to Restrict iTunes & App Store Purchases

- 1 Open Settings
- 2 Tap Screen Time
- 3 Tap Content & Privacy Restrictions
- 4 Tap iTunes & App Store Purchases
- 5 Select Allow or Don't Allow for each feature (you can also lock these settings with a password)

National Online Safety
www.nationalonlinesafety.com

www.nationalonlinesafety.com @natonlinesafety /NationalOnlineSafety @nationalonlinesafety

Users of this guide do so at their own discretion. No liability is entered into. Current as of the date of release: 22.09.2021

Thank you
Miss Aldam, Miss Howes & Miss Payne