

# Weekly Newsletter

## W.B. 1.6.26

This week:

This week in **English** the children have started their poetry focus. We started off by reading a poem called 'My Space Trip' and learning it. We created actions for the poem to help us remember it. We then moved onto analysing the poem; identifying the steps for success including, lines, stanzas and changing the theme. Following this, we looked at pictures of planets and space related pictures and described them, thinking about the colour, texture and what it might feel like to be on one of them. After this, we used our knowledge of stanzas and order of the poem to reorder it by choosing which line comes first and which might come next.


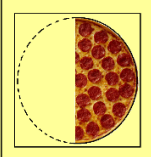
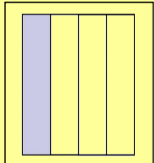

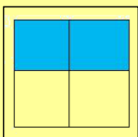


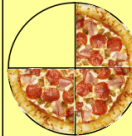
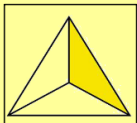

We then moved onto completing a cloze (missing words from the poem). The children were able to do this brilliantly using their fantastic memories!

After all of this, they were then ready to plan their own poem. They loved this and were able to use some ambitious words within their poem to describe what life would be like on their planet! The children then wrote their poem up in neat, using their plan. They had to make sure they included capital letters, punctuation, writing in lines and leaving spaces for each stanza in their books.

Can you ask your child what their poem was about?  
What adjectives did they use to describe their planet?  
What are stanzas?

As part of **Maths** this week the children in year 2 have started their new topic around fractions. We have looked at halves, quarters and thirds. Children have had to write the fraction in words and numerals and recognise a fraction of a shape and an amount. We have learned to use the correct vocabulary when looking at fractions; denominator and numerator. The children have enjoyed exploring this unit of work and have worked very hard to ensure they can apply their skills to solve word problems.

Can your child identify a fraction?  
Can they shade a fraction of a shape?  
Can they tell you the fraction of an amount?

$\frac{1}{2}$	one half		
$\frac{1}{4}$	one quarter		
$\frac{2}{4}$	two quarters		
$\frac{3}{4}$	three quarters		
$\frac{1}{3}$	one third		

In **topic**, the children continued their Art learning. The children painted their animals. We recapped previous learning about primary and secondary colours and how to make lighter and darker shades of a colour (adding dark to make it darker and white to make it lighter).



Can your child tell you what two colours you mix together to make green?  
Can your child tell you what two colours you mix together to make purple?

#### **Attendance for KS1:**

Class 7 - 92.7%

Class 8 - 90.7%

Class 9 - 94.7%

#### **Reminders:**

##### PE

Class 7 PE day is Thursday.

Class 8 PE day is **Thursday & Friday**.

Class 9 PE day is Thursday.

Children must have the following in their PE bag: t-shirt, shorts, tracksuit bottoms, jacket, pumps or trainers and earrings removed or taped on their PE day (this cannot be done by a member of staff).

Their kit must stay in school for the week in the event that the PE day needs to change and / or a child has an accident so that we can change them into their own clothing so that they feel comfortable.

#### **Homework**

Homework will mainly be handed out on a Tuesday. On the odd occasion it may be on a different day due to timetable changes. **Please return homework on a Monday.** Handing it on a Monday gives you the opportunity before the weekend to ask the teacher any questions so that you are clear of how to support your child if unsure. There is a tray in each class where the homework needs to be returned. Please ask the teacher where this tray is if unsure.

#### **Spellings**

Spellings are handed out in phonics lessons every Thursday and your child will be tested on these spellings the following Thursday. Children will receive a list of spellings to practise each week. In addition to the spellings, children will be tested on a sentence containing the words. However, the sentence will not be sent home. This is to see if they can apply the spelling currently within their writing. Can you get your child to practise applying the words by creating their very own sentences?

#### **Reading Diaries**

Children in KS1 have all been provided with a Home Reading Diary. Please fill this in daily based on your child reading a couple of pages of a book or a whole book. **Please return the Reading Diary to school each day and leave it in the designated classroom tray.** There are books situated in the classroom for your

child to take home when they have finished the book they are reading. Reading is extremely important to your child's development so we really encourage your child to read a book or pages of a book daily. If you are unsure of your child's reading book colour then please ask your teacher.

## Online Safety

### National Online Safety - Parental Controls for Apps (Android Phone)

National Online Safety believe in empowering parents, carers and trusted adults with the information they need to hold informed and age-appropriate conversations about online safety with their child, should they feel it is needed. This weeks focus is "Parental Controls for Apps (Android Phone)".

At National Online Safety, we believe in empowering parents, carers and trusted adults with the information to hold an informed conversation about online safety with their children, should they feel it is needed. This guide focuses on one issue of many which we believe trusted adults should be aware of. Please visit [www.nationalonlinesafety.com](http://www.nationalonlinesafety.com) for further guides, hints and tips for adults.

# How to Set up PARENTAL CONTROLS for APPS Android Phone

On Android phones, restricting access to particular apps usually requires going onto Google Play. From there, it's fairly easy to navigate your way through the settings to manage the parental controls and authentications relating to any apps on the device. These features can prevent your child from downloading or buying anything unsuitable for their age. Updated versions of apps or games that your child has already installed may occasionally contain something inappropriate, so we've explained how to stop those, too.

#### How to Block App Downloads (This Also Disables In-app Purchases):

- 1 Open Google Play Store
- 2 Tap the profile icon in the top right
- 3 Tap Settings
- 4 Scroll down to the Family section and tap Parental controls
- 5 Toggle 'Parental controls are off' to 'Parental controls are on'
- 6 Create a PIN and tap OK
- 7 Confirm your PIN and tap OK again
- 8 Tap Apps & Games
- 9 Set the age limit you wish to set
- 10 Tap Save to apply your changes

#### How to Stop Auto-updates

- 1 Open Google Play Store
- 2 Tap the profile icon in the top right
- 3 Tap Settings
- 4 Tap Auto-Update Apps
- 5 Select 'Don't auto-update apps' and then tap Done

#### Restricting Apps Through Google Family Link

- 1 Open Google Play Family Link for parents
- 2 Tap the three horizontal lines in the top left
- 3 Select your child's account
- 4 Tap Manage
- 5 Tap Controls on Google Play
- 6 Tap Apps & Games
- 7 Select the age limit you wish to set

National Online Safety
   
[www.nationalonlinesafety.com](http://www.nationalonlinesafety.com)

Thank you

Miss Aldam, Miss Howes & Miss Payne