

Weekly Newsletter

W.B. 15.6.26

This week:











This week in our **English** the children have continued their poetry focus. The children planned their own poems; changing aspects of the theme so they had different adjectives and planets in their poem. The next day it was time for the children to write their poems up in neat in their books. After that, we analysed our poems focusing on the steps for success; lines, stanzas and change the theme.

As part of **Maths** this week, children have continued learning about fractions. They have found fractions of amounts and solved fraction word problems. Later in the week, they started learning about money. The children have learnt the values of different coins, they then ordered the coins from largest value to smallest value and vice versa. From this the children then created different ways of making the money values given for example, 8p could be made with 5p, 2p, 1p or it could be made with 5p, 1p, 1p, 1p.

Can your child tell you two different ways of using coins to make the following amounts?

11p

18p

<i>Coin Value</i>	<i>Coin picture</i>	<i>Numicon</i>
50p		
10p		
£1		
2p		
20p		

Our **topic** for this half term is 'Moon Zoom'. In their Computing slots, Year 1 have been learning about and recording Pictograms on Purple Mash.

Can your child tell you what a pictogram is?

Attendance for KS1:

Class 7 - 97.3%

Class 8 - 92.1%

Class 9 - 97.7%

Reminders:

PE

Class 7 PE day is Thursday.

Class 8 PE day is **Thursday & Friday**.

Class 9 PE day is Thursday.

Children must have the following in their PE bag: t-shirt, shorts, tracksuit bottoms, jacket, pumps or trainers and earrings removed or taped on their PE day (this cannot be done by a member of staff).

Their kit must stay in school for the week in the event that the PE day needs to change and / or a child has an accident so that we can change them into their own clothing so that they feel comfortable.

Homework

Homework will mainly be handed out on a Tuesday. On the odd occasion it may be on a different day due to timetable changes. Please return homework on a Monday. Handing it on a Monday gives you the opportunity before the weekend to ask the teacher any questions so that you are clear of how to support your child if unsure. There is a tray in each class where the homework needs to be returned. Please ask the teacher where this tray is if unsure.

Spellings

Spellings are handed out in phonics lessons every Thursday and your child will be tested on these spellings the following Thursday. Children will receive a list of spellings to practise each week. In addition to the spellings, children will be tested on a sentence containing the words. However, the sentence will not be sent home. This is to see if they can apply the spelling currently within their writing. Can you get your child to practise applying the words by creating their very own sentences?

Reading Diaries

Children in KS1 have all been provided with a Home Reading Diary. Please fill this in daily based on your child reading a couple of pages of a book or a whole book. Please return the Reading Diary to school each day and leave it in the designated classroom tray. There are books situated in the classroom for your child to take home when they have finished the book they are reading. Reading is extremely important to your child's development so we really encourage your child to read a book or pages of a book daily. If you are unsure of your child's reading book colour then please ask your teacher.

Online Safety

National Online Safety - Fake News

National Online Safety believe in empowering parents, carers and trusted adults with the information they need to hold informed and age-appropriate conversations about online safety with their child, should they feel it is needed. This week's focus is "Fake News".

4

SELECT

One of the best features of YouTube Kids is a great opportunity for parents to select what they want to watch. This feature resonates with parents in the area, and together with

The YouTube Kids app has a feature to avoid younger content for older viewers. The channels being suggested are content for your child's age limit, only videos suggested.



How to spot

FAKE NEWS

Free
item every
Wednesday

Issue: #WakeUpWednesday

WHAT IS 'FAKE NEWS'?

Fake news can be false information, photos or videos purposefully created to confuse or misinform. It can also be genuine information that has been manipulated to deceive. It is important that we learn how to distinguish between real news and fake news.

DOES IT SOUND REAL?

Many fake news stories are written with appealing headlines and have content designed to create 'shock value' in order to spread like wildfire. Typically, fake news will include topics such as the 'death' of



Check the comments!

Have a read through the comments on a news story - either at the bottom of the article or on a social media share. Reactions and comments can often show if other people don't believe the story

Read more than just the headline!

Some news sites will post stories with 'click bait' headlines to grab your attention and make you click on them. These headlines might not even be relevant to the story. Studies show that almost 60% of links that people have shared on social media have never actually been clicked before sharing, so it's really important that you read the article first before you share it to make sure the news is real.

Have you checked the URL?

<https://>

Does the website address at the very top of the page look real? One of the easier ways to spot suspect stories is if they're located on a news site with an odd domain name. So, check the URL. Some dodgy websites will try to incorporate a legitimate news source into its URL, such as www.therealbbc.co.uk, or will slightly misspell a popular website domain, e.g. www.bbccorp.com.

a famous person, company giveaways, news relating to supernatural events, or terror related posts that provoke a reaction. Have a look at other news sources to see if a story has been widely reported before sharing unsubstantiated claims. You can also check facts at websites, including snopes.com and factcheck.org.

CHEK 4 SPELIN AND GRAMMATICAL MISTKS

Not always, but poor spelling, grammar and vocabulary on articles may indicate that an item is not from a reputable source. Be wary!



is true, or whether someone has confirmed it is fake news. Of course, you can't always know if a comment is real!

How long has the page existed?

Be wary if a story comes from a news organisation you have never heard of. Some hoaxers will set up a quick website to spread fake stories and so-called 'breaking news'. So, if a story with bold claims originates from a website that has only just launched, you would be wise to doubt its authenticity. There are online tools, such as the internet archive, that display the approximate age of a website on the internet and allow you to view how it looked before.

Who wrote it?

Make sure that the website that published the story is a credible source, i.e. a major news network or local paper which has the resources to fact-check published stories. If you get your news primarily via social media, always check the source and use caution if the story comes from a news organisation you have never heard of. If the article has a byline, you should be able to research to see if the writer is a genuine reporter by searching for them on Google.



Is it a joke?

While most fake stories are designed to make you believe them, it's important to know how to spot when the content has been written as a joke on purpose. Articles from joke news websites (such as 'The Onion' or 'The Daily Mash') are hugely popular on social media but some people may think their stories are real. Always read joke articles with a pinch of salt.

www.nationalonlinesafety.com

Twitter - @natonlinesafety

Facebook - /nationalonlinesafety

Phone - 0800 368 8061

Thank you
Miss Aldam, Miss Howes & Miss Payne